


## 1050 (1.5 / 2 / 2.5 / 3 inch dia) Plastic Wheel Instructions

The wheels should be kept separated in pairs for a perfect fit. Start the wheel assembly by sanding the back off the wheels with a sanding block and 180 grit sandpaper. To maintain an even seam, count your strokes and rotate the wheel as you sand.

Sharpen the inside of the axle tube with a hobby knife and use it to cut the hole in the center of the wheel.



Slide both halves



on the axle tube and rotate to check for true turning. Rotate one half of the wheel and check again. When the best match has been made mark the wheel.

Apply model cement to the edges of the wheel and bond the halves and allow it to set completely.

If you want to make the wheels very tough shoot about 1 to 3cc's of polyurethane glue inside the wheel and about 5 drops of water. Install the axle tube and spin the wheel for 30 minutes. A small battery powered toy motor does a good job. Lay the wheel on its side overnight. The water will cause the glue to foam and swell up inside the tire area. Sand the seam and apply CA to the axle / wheel joint.



The wheels should be kept separated in pairs for a perfect fit. Start the wheel assembly by sanding the back off the wheels with a sanding block and 180 grit sandpaper. To maintain an even seam, count your strokes and rotate the

wheel as you sand.

Sharpen the inside of the axle tube with a hobby knife and use it to cut the hole in the center of the wheel.

Slide both halves



on the axle tube and rotate to check for true turning. Rotate one half of the wheel and check again. When the best match has been made mark the wheel.

Apply model cement to the edges of the wheel and bond the halves and allow it to set completely.

If you want to make the wheels very tough Shoot about 1 to 3cc's of polyurethane glue inside the wheel and about 5 drops of water. Install the axle tube and spin the wheel for 30 minutes. A small battery powered toy motor does a good job. Lay the wheel on its side overnight. The water will cause the glue to foam and swell up inside the tire area. Sand the seam and apply CA to the axle / wheel joint.

